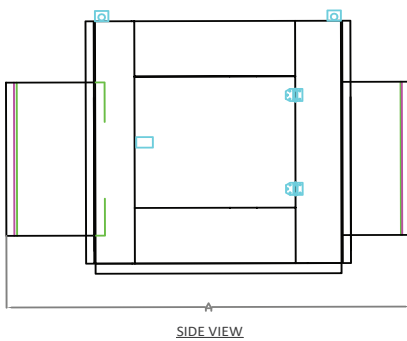


Match your power

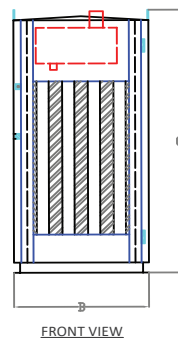
C6A - TECHNICAL DATA

GENSET MODEL	TOTAL LENGTH TL (A)	TOTAL WIDTH TW (B)	TOTAL HEIGHT TH (C)	WEIGHT kg	SOUND LEVELS - NO LOAD		SOUND LEVELS - 75% LOAD	
					1M	3M	1M	3M
IP13	246	85+10	156	550	68	64	70	66
IP15	246	85+10	156	550	68	64	70	66
IP20	246	85+10	156	550	68	64	70	66
IP27	272	100+10	206	780	72	66	73	70
IP30	272	100+10	206	780	72	66	73	70
IP45	272	100+10	206	780	73	67	74	69
IP60	272	100+10	206	780	73	67	74	69
IP80	299	100+10	206	910	75	71	77	73
IP100	299	100+10	206	910	79	75	81	77
IP135 1106 series	346	109+10	215	1000	80	76	82	78
IP150 1106 series	378	109+10	215	1200	81	77	83	79
IP180 1106 series	378	109+10	215	1200	81	77	83	79
IP200 1106 series	378	109+10	215	1200	81	77	83	79
IP250 1506 series	462	138+11	208+43	1650	82	78	84	80
IP300 1506 series	462	138+11	208+43	1650	82	78	84	80
IP400	512	145+14	246+52	2300	82	78	84	80
IP500	512	145+14	246+52	2300	82	78	84	80

**Weight for enclosure only



13 to 200 Kva



250 to 500 Kva

TECHNICAL SPECIFICATIONS

- Unique appearance with high sound absorbing and thermal properties
- Full weather proof enclosure and suitable operations in harsh conditions.
- Manufactured from galvanized metal sheet for doors & louvers.
- Heavy duty acoustical fireproof fiber used for general, thermal, and acoustic insulation, covered with galvanised perforated sheet for protection.
- Residential exhaust muffler to further decrease the sound level of the exhaust (mounted inside the enclosure up to 200 KVA as standard).
- Galvanized hinges & door locks / stainless steel door locks for 800 KVA as above.
- Polyurethane paint with resistant to sun radiations and various weather conditions.
- Internal emergency stop is standard with optional external emergency stop.
- Fully guarded cooling fan & battery charging alternator.
- Securely reachable fuel fill & battery via lockable access doors.
- Four lifting points for each set and 6 lifting points for 800 KVA & above for easy mobility.

All information in this document is substantially correct at time of printing and maybe altered subsequently.

Match your power

This type is specifically designed for tight spaces where other types fail to be installed. With its modern design that uses the latest technologies in fabrication and paint, it is developed in a way that allows its easy dismantling and reassembly.

Canopy Structure

- 2 mm Galvanized-Steel Body and Components, with ability to dismantle all parts.
- 5 cm Fiber Glass for Sound Insulation.
- Heat-treated highly corrosion-resistive powder coating.
- Stainless-Steel Locks and Black Zinc Die-Cast Hinges.
- Exhaust silencing system in the interior of the enclosure.

Service & Maintenance

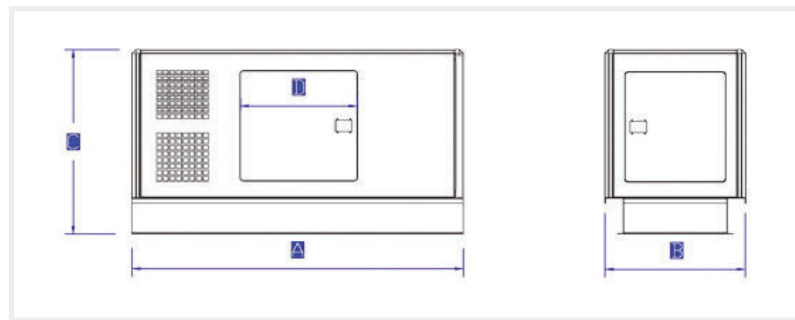
- 4 large doors each on 1 side to allow easy maintenance access.
- Plexiglas window for external viewing of the control panel fitted in a lockable door.
- Radiator-kill access through a special plastic cap on the top of the enclosure.
- Lube Oil Pipe outlet to allow easy drainage.

Security & Safety

- Fuel Fill and Battery are secured through lockable doors.
- Emergency Stop Push Button mounted on the exterior of the enclosure (optional)

Loading & Shipment

- Compact Size allowing optimal shipment capacity.
- Lifting Holes on the sides of the Canopy Base



Notes:

- Image is for reference only and might not be 100% reflective of the actual product.
- Due to continuous improvements, above data is subject to change without prior notice.

KUBOTA POWERED GENSETS

Compact Sectionalized Sound Proof Canopy (SEC)	Sound Pressure Levels (dBA)										Total Weight Kg	Dimensions				
	1500 RPM, 50 Hz				Time											
					1 m		3 m		7 m							
Generating set	Engine Mod.	Cyl.	Alternator Mod.	KVA	0% Load	100% Load	0% Load	100% Load	0% Load	100% Load	Amm	Bmm	Cmm	Dmm	Emm	
IK9-IK10S (50 Hz)	D1105-E2BG	3	TAL040C	9	70	73	68	71	66	69	529	1850	730	1228	597	-
IK12-IK13S (50 Hz)	V1505-E2BG	4	TAL040C	12	72	75	70	73	68	71	588	1850	730	1228	597	-
IK12.5-IK14S (50 Hz)	D1703-E2BG	3	TAL040C	12.5	75	78	73	76	71	74	711	2100	1000	1228	497	-
IK15-IK16S (50 Hz)	D1703-E2BG	3	TAL040F	15	75	78	73	76	71	74	746	2100	1000	1228	497	-
IK20-IK22S (50 Hz)	V2203-E2BG	4	TAL040F	20	76	79	74	77	72	75	751	2100	1000	1228	497	-
IK20-IK22S (2003) (50 Hz)	V2003-T-E2BG	4	TAL040F	20	77	80	75	78	73	76	756	2100	1000	1228	497	-
IK22.5-IK 25S (50 Hz) V	V2003-T-E2BG	4	TAL042A	22	77	80	75	78	73	76	771	2100	1000	1228	497	-
IK30-IK32S (50 Hz)	V3300-E2BG2	4	TAL042C	30	78	81	76	79	74	77	850	2270	1000	1228	497	-
IK36-IK40S (50 Hz)	V3300-T-E2BG2	4	TAL042F	36	78	81	76	79	74	77	905	2270	1000	1228	497	-

Match your power

KUBOTA POWERED GENSETS

Compact Sectionalized Sound Proof Canopy (SEC)	Sound Pressure Levels (dBA)										Total Weight	Dimensions				
	1800 RPM, 60 Hz				Time											
					1 m		3 m		7 m							
Generating set	Engine Mod.	Cyl.	Alternator Mod.	KVA	0% Load	100% Load	0% Load	100% Load	0% Load	100% Load	Kg	A _{mm}	B _{mm}	C _{mm}	D _{mm}	E _{mm}
IK11-IK12S	D1105-E2BG	3	TAL040C	11	73	76	71	71	69	72	529	1850	730	1228	597	-
IK12.5-IK14S	V1505-E2BG	4	TAL040C	12.5	75	78	73	73	71	74	588	1850	730	1228	597	-
IK15-IK17S	V1505-E2BG	4	TAL040F	15	75	78	73	73	71	74	681	2100	1000	1228	497	-
IKT12.5-IK14S (1703)	D1703-E2BG	3	TAL040C	12.5	78	81	76	76	74	77	711	2100	1000	1228	497	-
IK18-IK20S	D1703-E2BG	3	TAL040F	18	78	81	76	76	74	77	746	2100	1000	1228	497	-
IK20-IK22S	V2203-E2BG	4	TAL040F	20	79	82	77	77	75	78	751	2100	1000	1228	497	-
IK24-IK27S	V2203-E2BG	4	TAL042A	24	79	82	77	77	75	78	766	2100	1000	1228	497	-
IK20-IK22S (2003)	V2003-T-E2BG	4	TAL040F	20	80	83	78	78	76	79	756	2100	1000	1228	497	-
IK27-IK30S	V2003-T-E2BG	4	TAL042A	27	80	83	78	78	76	79	771	2100	1000	1228	497	-
IK33-IK37S	V3300-E2BG	4	TAL042C	33	80	83	78	78	76	79	850	2270	1000	1228	497	-
IK36-IK40S	V3300-E2BG	4	TAL042F	36	80	83	78	78	76	79	900	2270	1000	1228	497	-
IK44-IK49S	V3300-T-E2BG	4	TAL042F	44	81	84	79	79	77	80	905	2270	1000	1228	497	-
IK45-IK49S	V3300-T-E2BG	4	TAL042H	45	81	84	79	79	77	80	911	2270	1000	1228	497	-

JOHN DEERE POWERED GENSETS

Compact Sectionalized Sound Proof Canopy (SEC)	Sound Pressure Levels (dBA)										Total Weight	Dimensions				
	1500 RPM, 50 Hz				Time											
					1 m		3 m		7 m							
Generating set	Engine Mod.	Cyl.	Alternator Mod.	KVA	0% Load	100% Load	0% Load	100% Load	0% Load	100% Load	Kg	A _{mm}	B _{mm}	C _{mm}	D _{mm}	E _{mm}
IJ30-IJ32S (50Hz)	3029DFU20	3	TAL042C	30	81.6	84.6	79.6	82.6	77.6	80.6	1012	2270	1000	1228	497	-
IJ40-IJ45S (50Hz)	3029TFU20	3	TAL042F	40	84	87	82	85	80	83	1050	2270	1000	1228	497	-
IJ60-IJ66S (50Hz)	4045TF158R	4	TAL042H	60	86	89	84	87	82	85	1256	2650	1100	1460	697	-
IJ70-IJ75S (50Hz)	4045TF158R	4	TAL044B	68	86	89	84	87	82	85	1366	2650	1100	1460	697	-
IJ80-IJ88S (50Hz)	4045TF258R	4	TAL044B	80	84	87	82	85	80	83	1460	2650	1100	1460	697	-
IJ100-IJ110S (50Hz)	4045HF158R	4	TAL044D	100	85	88	83	86	81	84	1516	2850	1100	1712	797	-
IJ120-IJ135S (50Hz)	6068TF258R	6	TAL044H	120	86	89	84	87	82	85	1730	3100	1100	1712	750	-
IJ150-IJ165S (50Hz)	6068HF158R	6	TAL044J	150	86	89	84	87	82	85	1952	3100	1100	1712	750	-
IJ180-IJ200S (50Hz)	6068HF258R	6	TAL046A	180	86	89	84	87	82	85	2400	3764	1577	1950	816	-
IJ200-IJ220S (50Hz)	6068HFU20	6	TAL046B	200	88	91	86	89	84	87	2600	3764	1577	1950	816	-
IJ250-IJ270S (50Hz)	6068HFU55	6	TAL046D	250	88	91	86	89	84	87	3000	4000	1577	1950	816	-
IJ300-IJ330S (50Hz)	6090HFU84	6	TAL046F	300	88	91	86	89	84	87	3100	4000	1577	1950	816	-

Match your power

JOHN DEERE POWERED GENSETS

Compact Sectionalized Sound Proof Canopy (SEC)	Sound Pressure Levels (dBA)										Total Weight	Dimensions				
	1800 RPM, 60 Hz				Time											
					1 m		3 m		7 m							
Generating set	Engine Mod.	Cyl.	Alternator Mod.	KVA	0% Load	100% Load	0% Load	100% Load	0% Load	100% Load	Kg	A _{mm}	B _{mm}	C _{mm}	D _{mm}	E _{mm}
IJ35-IJ38S (60Hz)	3029DFU20	3	TAL042C	35	85	88	83	86	81	84	1012	2270	1000	1228	497	-
IJ45-IJ50S (60Hz)	3029TFU20	3	TAL042F	45	87	90	85	88	83	86	1050	2270	1000	1228	497	-
IJ80-IJ88S (60Hz)	4045TF158	4	TAL044B	80	89	92	87	90	85	88	1366	2650	1100	1460	697	-
IJ90-IJ99S (60Hz)	4045TF258	4	TAL044D	90	87	90	85	88	83	86	1460	2650	1100	1460	697	-
IJ125-IJ135S (60Hz)	4045HF158	4	TAL044H	125	88	91	86	89	84	87	1582	2850	1100	1712	797	-
IJ135-IJ150S (60Hz)	6068TF258	6	TAL044H	135	89	92	87	90	85	88	1730	3100	1100	1712	750	-
IJ185-IJ205S (60Hz)	6068HF158	6	TAL046B	185	89	92	87	90	85	88	2025	3100	1100	1712	750	-
IJ200-IJ220S (60Hz)	6068HF258	6	TAL046B	200	89	92	87	90	85	88	2350	3764	1577	1950	816	-
IJ200-IJ220S (60Hz)	6068HFU20	6	TAL046B	200	91	94	89	92	87	90	2600	3764	1577	1950	816	-
IJ260-IJ285S (60Hz)	6068HFU55	6	TAL046H	260	91	94	89	92	87	90	3000	4000	1577	1950	816	-
IJ320-IJ350S (60Hz)	6090HFU84	6	TAL046H	320	91	94	89	92	87	90	3000	4000	1577	1950	816	-

CUMMINS POWERED GENSETS

Compact Sectionalized Sound Proof Canopy (SEC)	Sound Pressure Levels (dBA)										Total Weight	Dimensions				
	1500 RPM, 50 Hz				Time											
					1 m		3 m		7 m							
Generating set	Engine Mod.	Cyl.	Alternator Mod.	KVA	0% Load	100% Load	0% Load	100% Load	0% Load	100% Load	Kg	A _{mm}	B _{mm}	C _{mm}	D _{mm}	E _{mm}
IC135-IC150S (50Hz)	6BTA5.9-G6	6	TAL044H	135	83	86	81	84	79	82	1850	3100	1100	1712	697	-
IC200-IC220S (50Hz)	QSB7-G5	6	TAL046B	200	84	87	82	85	80	83	2500	3764	1577	1950	816	-
IC250-IC275S (50Hz)	QSL9-G3	6	TAL046D	250	85	88	83	86	81	84	3000	4000	1577	1950	816	-
IC300-IC330S (50Hz)	QSL9-G5	6	TAL046F	300	85	88	83	86	81	84	3200	4000	1577	1950	816	-
IC360-IC390S (50Hz)	NTA855-G4	6	TAL046F	360	86	89	84	87	82	85	4100	4400	1700	2440	1040	-
IC410-IC450S (50Hz)	QSZ13-G7	6	TAL047A	410	87	90	85	88	83	86	4600	4400	1700	2440	1040	-
IC460-IC530S (50Hz)	QSZ13-G5	6	TAL047C	480	87	90	85	88	83	86	4800	4400	1700	2440	1040	-
IC500-IC550S (50Hz)	QSX15-G8	6	TAL047C	500	87	90	85	88	83	86	5000	4720	1829	2410	1000	-
IC635-IC690S (50Hz)	VTA28-G5	12	TAL047F	635	88	91	86	89	84	87	6000	4980	1930	2440	1000	-
IC800-IC 865S (50Hz)*	QSK23-G3	6	TAL049C	800	88	91	86	89	84	87	8300	5750	2400	2470	822	-

* Compact Canopy with completely welded structure – Not Sectionalized

Match your power

KUBOTA POWERED GENSETS

Compact Sectionalized Sound Proof Canopy (SEC)	Sound Pressure Levels (dBA)										Total Weight	Dimensions				
	1800 RPM, 60 Hz				Time											
					1 m		3 m		7 m							
Generating set	Engine Mod.	Cyl.	Alternator Mod.	KVA	0% Load	100% Load	0% Load	100% Load	0% Load	100% Load	Kg	A _{mm}	B _{mm}	C _{mm}	D _{mm}	E _{mm}
IK11-IK12S	D1105-E2BG	3	TAL040C	11	73	76	71	71	69	72	529	1850	730	1228	597	-
IK12.5-IK14S	V1505-E2BG	4	TAL040C	12.5	75	78	73	73	71	74	588	1850	730	1228	597	-
IK15-IK17S	V1505-E2BG	4	TAL040F	15	75	78	73	73	71	74	681	2100	1000	1228	497	-
IK12.5-IK14S (1703)	D1703-E2BG	3	TAL040C	12.5	78	81	76	76	74	77	711	2100	1000	1228	497	-
IK18-IK20S	D1703-E2BG	3	TAL040F	18	78	81	76	76	74	77	746	2100	1000	1228	497	-
IK20-IK22S	V2203-E2BG	4	TAL040F	20	79	82	77	77	75	78	751	2100	1000	1228	497	-
IKT24-IK27S	V2203-E2BG	4	TAL042A	24	79	82	77	77	75	78	766	2100	1000	1228	497	-
IK20-IK22S (2003)	V2003-T-E2BG	4	TAL040F	20	80	83	78	78	76	79	756	2100	1000	1228	497	-
IK27-IK30S	V2003-T-E2BG	4	TAL042A	27	80	83	78	78	76	79	771	2100	1000	1228	497	-
IK33-IK37S	V3300-E2BG	4	TAL042C	33	80	83	78	78	76	79	850	2270	1000	1228	497	-
IK36-IK40S	V3300-E2BG	4	TAL042F	36	80	83	78	78	76	79	900	2270	1000	1228	497	-
IK44-IK49S	V3300-T-E2BG	4	TAL042F	44	81	84	79	79	77	80	905	2270	1000	1228	497	-
IK45-IK49S	V3300-T-E2BG	4	TAL042H	45	81	84	79	79	77	80	911	2270	1000	1228	497	-

JOHN DEERE POWERED GENSETS

Compact Sectionalized Sound Proof Canopy (SEC)	Sound Pressure Levels (dBA)										Total Weight	Dimensions				
	1500 RPM, 50 Hz				Time											
					1 m		3 m		7 m							
Generating set	Engine Mod.	Cyl.	Alternator Mod.	KVA	0% Load	100% Load	0% Load	100% Load	0% Load	100% Load	Kg	A _{mm}	B _{mm}	C _{mm}	D _{mm}	E _{mm}
IJ30-IJ32S (50Hz)	3029DFU20	3	TAL042C	30	81.6	84.6	79.6	82.6	77.6	80.6	1012	2270	1000	1228	497	-
IJ40-IJ45S (50Hz)	3029TFU20	3	TAL042F	40	84	87	82	85	80	83	1050	2270	1000	1228	497	-
IJ60-IJ66S (50Hz)	4045TF158R	4	TAL042H	60	86	89	84	87	82	85	1256	2650	1100	1460	697	-
IJ70-IJ75S (50Hz)	4045TF158R	4	TAL044B	68	86	89	84	87	82	85	1366	2650	1100	1460	697	-
IJ80-IJ88S (50Hz)	4045TF258R	4	TAL044B	80	84	87	82	85	80	83	1460	2650	1100	1460	697	-
IJ100-IJ110S (50Hz)	4045HF158R	4	TAL044D	100	85	88	83	86	81	84	1516	2850	1100	1712	797	-
IJ120-IJ135S (50Hz)	6068TF258R	6	TAL044H	120	86	89	84	87	82	85	1730	3100	1100	1712	750	-
IJ150-IJ165S (50Hz)	6068HF158R	6	TAL044J	150	86	89	84	87	82	85	1952	3100	1100	1712	750	-
IJ180-IJ200S (50Hz)	6068HF258R	6	TAL046A	180	86	89	84	87	82	85	2400	3764	1577	1950	816	-
IJ200-IJ220S (50Hz)	6068HFU20	6	TAL046B	200	88	91	86	89	84	87	2600	3764	1577	1950	816	-
IJ250-IJ270S (50Hz)	6068HFU55	6	TAL046D	250	88	91	86	89	84	87	3000	4000	1577	1950	816	-
IJ300-IJ330S (50Hz)	6090HFU84	6	TAL046F	300	88	91	86	89	84	87	3100	4000	1577	1950	816	-